



*Public Sector Pension Plan*

# ANNUAL REPORT

2022-2023



# Table of Contents

Note from the Chair	2
Plan Highlights	3
About the Plan	5
Governance and Administration	7
Plan Valuation Summary	9
Inflation Protection	11
Financial Information	12
Investment Management	13
Contact Information	16
<b>Appendix</b>	
Audited Financial Statements	17

# Note from the Chair

Publication Date: September 2023

The Honourable Jill Burridge  
Minister of Finance  
Province of Prince Edward Island  
PO Box 2000  
Charlottetown, PE C1A 7N8



Dear Madam:

In accordance with section 4.1 of the *Public Sector Pension Plan Act*, I am pleased to present to you the Annual Report of the Province of Prince Edward Island Public Sector Pension Plan for the fiscal year ended March 31, 2023.

Respectfully submitted,

A handwritten signature in black ink that reads "Denise Lewis Fleming". The signature is written in a cursive, flowing style.

Denise Lewis Fleming, Chair  
Public Sector Pension Commission

# Plan Highlights



**16,597 MEMBERS**

9,412 ACTIVES

6,271 PENSIONERS

914 DEFERRED PENSIONERS

AVERAGE AGE OF ACTIVE MEMBER

**46.0**

AVERAGE AGE AT RETIREMENT

**62.2**

AVERAGE AGE OF PENSIONER

**71.1**

**\$18,605**

AVERAGE ANNUAL PENSION



NEW MEMBERS

**1,779**



NEW PENSIONERS

**868**

Did you know?



**74%**  
of active members are female



**4**  
pensioners\* are over 100 years old  
\* includes survivors

**\$63,538**

AVERAGE PENSIONABLE EARNINGS OF ACTIVE MEMBER

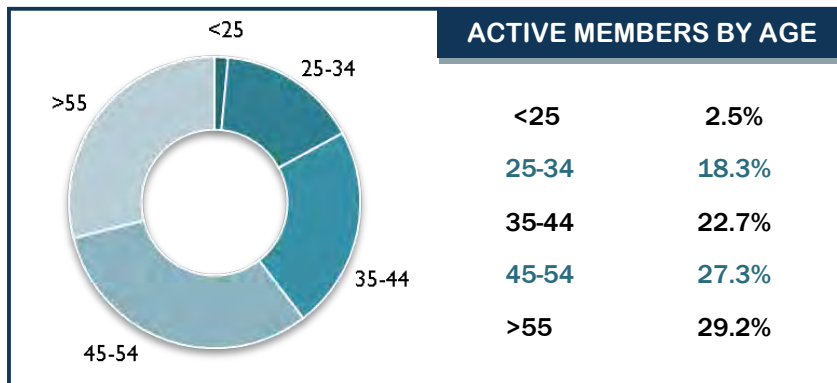
**x 8.09%**

(contribution rate for pensionable earnings under the YMPE)

**= \$5,140**

Average annual contribution of an active member

*All figures based on the April 1, 2023 valuation report*



# Plan Highlights

**FUNDED  
RATIO**

**122.5%**

## Plan Assets and Liabilities



NET ASSETS  
AVAILABLE FOR  
BENEFITS



BASE BENEFIT  
LIABILITIES

## Contributions Received and Benefits Paid



MEMBER AND EMPLOYER  
CONTRIBUTIONS



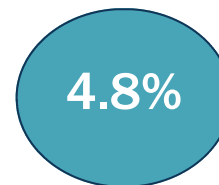
BENEFITS PAID TO  
RETIRES AND SURVIVORS

## MASTER TRUST INVESTMENT RETURNS

As at  
March 31, 2023



FISCAL YEAR



5 YEAR RATE



10 YEAR RATE

# About the Plan

**The Public Sector Pension Plan (PSPP) is a Defined Benefit Registered Pension Plan that provides members with a lifetime of monthly payments upon retirement.**

Members contribute to the PSPP through regular payroll deductions, which are matched by the employer. Plan assets are invested by external investment managers to generate further earnings to support the PSPP.

All permanent employees are required to contribute a percentage of their bi-weekly earnings to the PSPP beginning upon employment. The employer matches these contributions each pay period.

The percentage of contributions for 2022 - 2023 is as follows:



The YMPE is the Year's Maximum Pensionable Earnings, which is an amount determined by the Canada Pension Plan.

The YMPE was \$64,900 for 2022 and \$66,600 for 2023.

**Please note:**

*In the event of a discrepancy between the annual report and Public Sector Pension Plan Act, the legislation shall prevail.*

# About the Plan

**Your PSPP pension will likely be one of your most valuable financial assets in retirement.**

Your pension is calculated using this simplified formula, which does not reflect the offset at age 65 for Canada Pension Plan (CPP) benefits:

$$\begin{array}{|c|} \hline \text{Average} \\ \text{indexed} \\ \text{earnings} \\ \hline \end{array} \times \begin{array}{|c|} \hline \text{Years} \\ \text{of} \\ \text{service} \\ \hline \end{array} \times \begin{array}{|c|} \hline 2\% \\ \hline \end{array}$$

\* For salaries below the CPP's YMPE, the 2% benefit is comprised of a 1.3 percent lifetime benefit and a 0.7 percent temporary bridge benefit, payable from the date of retirement to age 65.

Members are eligible to retire as early as their 55th birthday, which may involve a reduced pension.

As of January 1, 2019, members can access an unreduced pension under the Rule of 32/62\*:

- attain 32 or more years of pensionable service (while being at least 55 years old); or
- attain the age of 62 with a least two years of pensionable service.

A member who is at least 55 years old and does not meet the Rule of 32/62 can still opt to retire and will receive a reduced pension. The total pension amount is reduced by the lesser of:

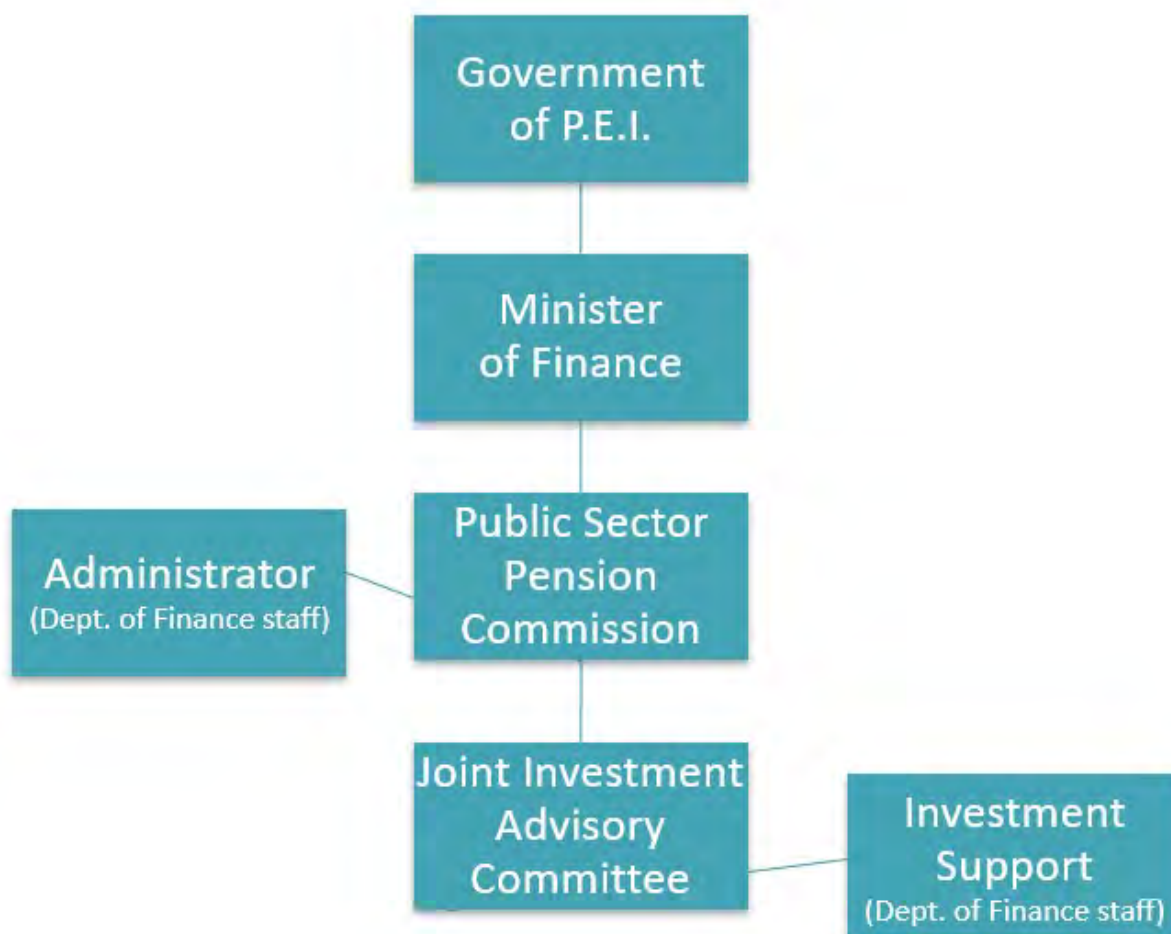
- 3.0 percent for each year prior to attaining 32 years of pensionable service, or
- 3.0 percent for each year prior to age 62.

*\* All service prior to 2019 will be assessed using the 30 years of service or 60 years of age rule. This may result in a minimal reduction if most service took place prior to 2019.*

# Governance & Administration

The PSPP is governed by the Public Sector Pension Plan Act (PSPPA) and is sponsored by the Government of Prince Edward Island.

The Minister of Finance is responsible for the administration of the PSPP. The day-to-day administrative duties have been assigned to the Pensions & Capital Management division.





# Governance & Administration

**The Public Sector Pension Commission was established to assist and advise the Minister in certain aspects of plan administration and investment monitoring.**

The Commission strengthens governance by providing a forum which facilitates open consultation and communication among those parties who have a primary interest in the smooth functioning of the Act. The Commission is made up of representatives from the employers, participating unions and retirees whose pension funds are invested in the Plan, as well as government staff.

The Commission held three meetings during the 2022-2023 fiscal year. As of March 31, 2023, the Commission had the following 14 members:

<b>Employer Representatives:</b>		
<b>Chairperson - Deputy Minister of Finance</b>	<b>Denise Lewis Fleming</b>	<b>Attended: 3 of 3</b>
<b>Department of Finance</b>	<b>Gordon MacFadyen</b>	<b>Attended: 3 of 3</b>
<b>PEI Public Service Commission</b>	<b>Sherry McCourt*</b>	<b>Attended: 1 of 2</b>
<b>Dept. of Justice and Public Safety</b>	<b>Blair Barbour</b>	<b>Attended: 3 of 3</b>
<b>Health PEI</b>	<b>Kari Barnes** Tracy Wolbaum</b>	<b>Attended: 1 of 2 Attended: 1 of 3</b>
<b>Department of Education</b>	<b>John Cummings</b>	<b>Attended: 3 of 3</b>
<b>Retiree</b>	<b>Colin Younker***</b>	<b>Attended: 2 of 2</b>
<b>Employee Representatives:</b>		
<b>Union of Public Sector Employees</b>	<b>Mark Arsenault Chris Oatway****</b>	<b>Attended: 3 of 3 Attended: 2 of 2</b>
<b>International Union of Operating Engineers</b>	<b>Matthew Holwell</b>	<b>Attended: 3 of 3</b>
<b>Canadian Union of Public Employees</b>	<b>Chris Lewis John Doucette</b>	<b>Attended: 2 of 3 Attended: 3 of 3</b>
<b>PEI Nurses' Union</b>	<b>Blair MacDonald</b>	<b>Attended: 3 of 3</b>

\* Appointed in October 2022    \*\* Appointed in November 2022    \*\*\*Term ended January 2023    \*\*\*\*Last meeting November 2022

Commissioners are not paid for their service but they are reimbursed for any eligible travel and training fees they incur. Upon joining the Commission, a Commissioner is expected to attain a basic level of knowledge on pension matters by participating in approved education programs.

# Plan Valuation Summary

**An actuarial valuation is a mathematical report that measures the financial health of a pension plan.**

It evaluates the funded status of the Plan by calculating the value of pension promises made to members and comparing it to the assets set aside to pay for those promises.

Funded status has an impact on things such as indexation to be applied to annual pensionable earnings for active members, fund contribution rates for employees and employers, and adjustments to pension benefits for retirees.

The funded status is calculated by dividing the net assets available for benefits (assets) by the base benefit liabilities (liabilities). When the result is expressed as a percentage, it is known as the funded ratio.



A funded ratio greater than 100% means the Plan has a surplus, while a funded ratio less than 100% means the Plan is in deficit. The Plan must use surplus funds to award indexation to both active members and pensioners. If the Plan is in deficit, indexation cannot be awarded for that fiscal year.

Based on the valuation as at April 1, 2023, the funded ratio of the PSPP is as follows:



\*Figures shown above are rounded to the nearest \$1 million.

# Plan Valuation Summary

Table 1 - Going-Concern Financial Position as per April 1, 2023, valuation report

Value of Assets		
Market Value	\$2,520,614,000	
Actuarial Liability		Percentage of Total Liabilities
Active Members	\$762,264,000	37.0%
Deferred Members	39,468,000	2.0%
Retired Members and Beneficiaries	1,256,384,000	61.0%
<b>Total</b>	<b>\$2,058,116,000</b>	
Actuarial Surplus (Unfunded Liability)	462,498,000	
Funded Status (amount in excess of 100% represents indexation reserve)	122.5%	

Table 2 - Membership as per April 1, 2023, valuation report (based on data from Jan. 1, 2022)

Active Members			
Number	9,165	Average salary	\$63,538
Total annual payroll	\$582,324,000	Average credited service	8.5 years
Average age	46.0 years		
Members on leave (active)		Deferred Pensioners	
Number	139	Number	914
Average annual pension	\$7,569	Average annual pension	\$6,442
Average attained age	43.7 years	Average age	46.6 years
Pensioners		Non-vested Members (active)	
Number	6,271	Number	108
Average annual pension	\$18,605	Estimated average contributions with interest	\$11,463
Average age	71.1 years	Average age	45.4 years

# Inflation Protection

**Indexation awards, which protect against the effects of inflation, are contingent on the Funded Benefits Ratio of the Plan.**

## Pre-Retirement Indexation

Salary indexation for members who are actively contributing to the Plan will only be awarded if the plan is in surplus (i.e. the Funded Benefits Ratio is greater than **100%**).

Indexation shall not be awarded if the Funded Benefits Ratio is below 100% in any given year. However, if indexation is not awarded and the funded status subsequently recovers beyond **115%**, there shall be an automatic assessment to determine if all or part of the missed indexation can be awarded on a go-forward basis.

The maximum indexation award is 100% of the Average Industrial Wage (AIW); however, if the plan cannot afford the maximum amount, partial indexation will be awarded.

A summary of pre-retirement indexation awarded for 2019 and beyond is provided below:

Pension Year	Indexation Amount
Jan. 1 - Dec. 31, 2023	2.48%
Jan. 1 - Dec. 31, 2022	7.15%
Jan. 1 - Dec. 31, 2021	3.22%
Jan. 1 - Dec. 31, 2020	2.26%
Jan. 1 - Dec. 31, 2019	2.43%

## Post-Retirement Indexation

Indexation for members who are drawing pension will only be awarded if the Funded Benefits Ratio is greater than **110%**.

Indexation will not be awarded if the Funded Benefits Ratio is below 110% in any given year. However, if indexation is not awarded and the Funded Benefits Ratio subsequently reaches **118%**, then a portion of the surplus funds will be used to make up for missed indexations on a go-forward basis by topping up that year's indexation award.

The maximum indexation award is 100% of the Consumer Price Index (CPI); however, if the plan cannot afford the maximum amount, partial indexation will be awarded.

A summary of pre-retirement indexation awarded for 2019 and beyond is provided below:

Award Date	Indexation Amount
January 1, 2023	3.74%
January 1, 2022	0.61%
January 1, 2021	2.00%
January 1, 2020	2.15%
January 1, 2019	1.63%

# Financial Information

The following tables show the increases and decreases to assets for the reported period.

Type	Amount
Employee Contributions	\$43,551,696
Employer Contributions	43,547,510
Employer Special Contribution	49,858
Transfers from Other Plans	32,396
Purchased Service	531,057
Interest Income	9,400,322
Investment Income	81,364,467
Market Value	(104,981,334)
<b>Total Revenue</b>	<b>\$73,495,972</b>

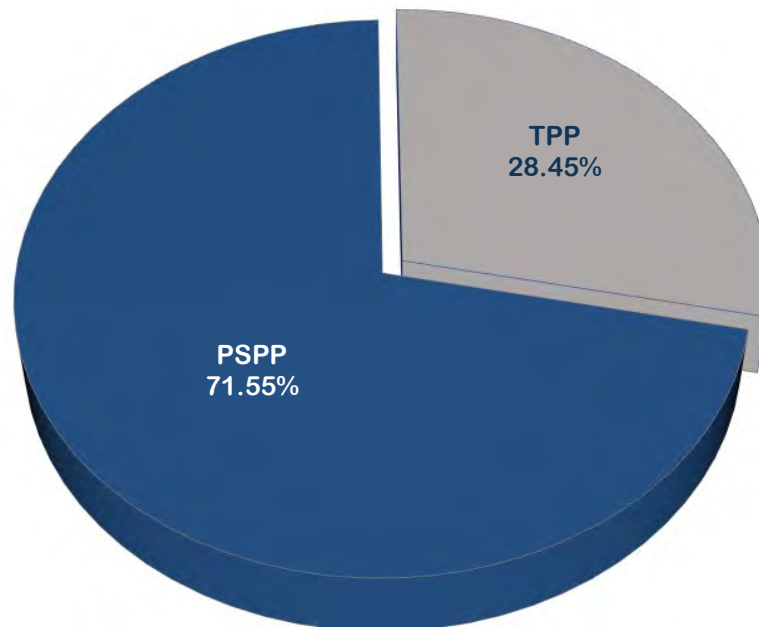
**Table 3**, on the left, shows the receipts and income, by source, for the fiscal year.

**Table 4**, below, shows the expenses for 2022-2023.

Type	Amount	Percentage of expenditure
Benefits Paid	\$114,210,516	
Refunds	3,529,647	
Transfers	599,772	
<b>Total Benefit Expenses</b>	<b>118,339,935</b>	<b>89.95%</b>
Benefit Administration	1,296,279	
Investment Administration	158,100	
<b>Total Administrative Expenses</b>	<b>1,454,379</b>	<b>1.11%</b>
Consulting Fees	306,920	
Actuarial Fees	18,934	
<b>Total Consulting and Actuarial Fees</b>	<b>325,854</b>	<b>0.25%</b>
Investment Manager Fees	9,842,500	
Monitoring Fees	203,351	
Custodial Fees	139,513	
Withholding Tax	1,253,484	
<b>Total Investment Expenses</b>	<b>11,438,848</b>	<b>8.69%</b> <i>(This represents 0.45% of the Plan's assets)</i>
<b>Total Expenses</b>	<b>\$131,559,016</b>	<b>100.00%</b>

# Investment Management

The PSPP’s investment assets are managed by professional fund managers who must follow the Statement of Investment Policies and Procedures (SIP&P) approved by the Minister of Finance.



These investment assets are held in the Province of Prince Edward Island Master Trust. The PSPP and the Teachers’ Pension Plan participate in the Master Trust. In 2022-2023, approximately 71.55% of the funds in the Master Trust were assets of the PSPP. The total asset balance of the Master Trust as at March 31, 2023, was \$3,235,176,204.

## PSPP Investment Fund Managers at March 31, 2023:

### Canadian Equity:

Beutal Goodman & Company

### Global Equity:

TD Asset Management  
Baillie Gifford  
Wellington Management

### Fixed Income:

TD Asset Management  
Goldman Sachs Asset Management

### Canadian Real Estate:

TD Greystone Managed Investments

### Global Real Estate:

State Street Global Advisors  
Morgan Stanley  
CBRE Investment Management

### Infrastructure:

Global Infrastructure Partners  
Lazard Asset Management

\* Province of PEI Promissory Notes also fall under the Fixed Income asset class.

# Investment Management

The Joint Investment Advisory Committee (JIAC) assists the Province with the investment of Plan assets.

The JIAC provides advice to the Minister of Finance on the following items:

- Management of the assets needed to meet the pension obligation and monitor the costs
- Recommendations on investment fund asset mix
- Review of investment fund and fund manager performance
- Compliance with both federal and provincial requirements relating to ownership of foreign equities

At March 31, 2023, the following were members of the JIAC:

Voting Members:		
Chairperson - Deputy Minister of Finance	Denise Lewis Fleming	Attended: 6 of 6
PEI Teachers' Federation	Shaun MacCormac Mary Hart Patrick MacFadyen	Attended: 3 of 6 Attended: 6 of 6 Attended: 5 of 6
Union of Public Sector Employees	Chris Oatway* Mark Arsenaault	Attended: 3 of 4 Attended: 6 of 6
International Union of Operating Engineers	Matthew Holwell	Attended: 6 of 6
Canadian Union of Public Employees	Chris Lewis John Doucette	Attended: 5 of 6 Attended: 5 of 6
PEI Nurses Union	Blair MacDonald	Attended: 6 of 6
Provincial Government	Terry Hogan* Gordon MacFadyen Blair Barbour	Attended: 3 of 4 Attended: 6 of 6 Attended: 6 of 6
Retirees	Michel Plamondon (TPP) Colin Younker (PSPP)	Attended: 5 of 6 Attended: 5 of 6
Non-voting members:		
Consultants	Will DeSilva, <i>AON</i> Mario Delisle, <i>AON</i> Sam Clemente, <i>AON</i> Eric Denny, <i>AON</i> Vlad Bobko, <i>AON</i> Iftikhar Ahmed, <i>AON</i>	

\* Last meeting December 2022

# Investment Management

The strategic composition of the Plan’s assets stands as a pivotal cornerstone within our overarching investment strategy.

This composition is determined by the PSP Commission through a process known as an Asset Liability Modelling Study (ALM Study). The most recent ALM Study took place in 2022. This study led to a revision in the asset mix, marked by the incorporation of Private Debt and Private Equity. Both these assets fall under the Alternative asset class allocation.

Funding for these new asset classes will come from a draw from existing mandates, specifically: Core Fixed Income will facilitate the funding of Private Debt, while Equity holdings will be reduced to fund Private Equity investments. The seamless transition towards this new asset mix is slated to unfold over a span of 18 to 24 months, a period during which new managers will be selected and brought on board.

In order to curtail any potential disruption and minimize cost to the Plan, the assets will remain housed within their current asset classes until the transition process is complete.

<b>Asset Classes</b>	<b>Target Range</b>	<b>Benchmark</b>	<b>Actual Allocation as at March 31, 2023</b>
<b>Cash and Short-Term Investments</b>	0.0% - 4.0%	0.0%	1.8%
<b>Long Core Plus Bond</b>	7.0% - 13.0%	10.0%	9.9%
<b>Core Plus Bond</b>	17.0%—23.0%	20.0%	26.6%
<b>Global Equities</b>	30.0% - 40.0%	35.0%	41.1%
<b>Global Real Estate</b>	7.0% - 13.0%	10.0%	10.7%
<b>Global Infrastructure</b>	7.0% - 13.0%	10.0%	9.4%
<b>Private Debt</b>	7.0% - 13.0%	10.0%	0.0%
<b>Private Equity</b>	2.0% - 8.0%	5.0%	0.5%



# Contact Information

For further information concerning the administration of the ***Public Sector Pension Plan Act*** or the **Master Trust Fund**, please contact:

Jamie Horvat, Director of Pensions and Capital Management  
Pensions & Capital Management

Department of Finance  
3rd floor Sullivan Building, 16 Fitzroy Street  
PO Box 2000  
Charlottetown, PE C1A 7N8  
Telephone: (902) 368-4004  
Email: [jhorvat@gov.pe.ca](mailto:jhorvat@gov.pe.ca)  
Fax: (902) 620-3096

# **Appendix**

## **Audited Financial Statements for 2022-2023**

**PRINCE EDWARD ISLAND  
PUBLIC SECTOR PENSION PLAN**

Financial Statements  
March 31, 2023



## Management's Report

### Management's Responsibility for the Financial Statements


The financial statements have been prepared by management in accordance with Canadian Accounting Standards for Pension Plans and the integrity and objectivity of these statements are management's responsibility. Management is responsible for the notes to the financial statements and for ensuring that this information is consistent, where appropriate, with the information contained in the financial statements.

Management is responsible for implementing and maintaining a system of internal control to provide reasonable assurance that reliable financial information is produced.

The Prince Edward Island Public Sector Pension Commission is responsible for ensuring that management fulfills its responsibilities for financial reporting and internal control. The Commission reviews internal financial reports on a regular basis and externally audited financial statements yearly.

The Office of the Auditor General conducts an independent examination, in accordance with Canadian generally accepted auditing standards, and expresses their opinion on the financial statements. The Office of the Auditor General has full and free access to financial information and management of the Prince Edward Island Public Sector Pension Plan to meet as required.

On behalf of the Prince Edward Island Public Sector Pension Plan



---

Jamie Horvat, MSc  
Director, Pensions and Capital Management  
Department of Finance



---

Arun Rooban, CPA  
Manager, Accounting and Pension Payroll  
Department of Finance

June 30, 2023



## **INDEPENDENT AUDITOR'S REPORT**

**To the Commissioners of the  
Prince Edward Island Public Sector Pension Plan**

### **Opinion**

We have audited the financial statements of the **Prince Edward Island Public Sector Pension Plan**, which comprise the statement of financial position as at March 31, 2023, the statement of changes in net assets available for benefits and changes in pension obligation for the year then ended, and notes to the financial statements, including a summary of significant accounting policies.

In our opinion, the financial statements present fairly, in all material respects, the financial position of the Plan as at March 31, 2023, and the changes in its net assets available for benefits and its pension obligation for the year then ended in accordance with Canadian Accounting Standards for Pension Plans.

### **Basis for Opinion**

We conducted the audit in accordance with Canadian generally accepted auditing standards. Our responsibilities under those standards are further described in the *Auditor's Responsibilities for the Audit of the Financial Statements* section of our report. We are independent of the Plan in accordance with the ethical requirements that are relevant to our audit of the financial statements in Canada, and we have fulfilled our other ethical responsibilities in accordance with these requirements. We believe that the audit evidence we have obtained is sufficient and appropriate to provide a basis for our opinion.

### **Responsibilities of Management and Those Charged with Governance for the Financial Statements**

Management is responsible for the preparation and fair presentation of these financial statements in accordance with Canadian Accounting Standards for Pension Plans and for such internal control that management determines is necessary to enable the preparation of financial statements that are free from material misstatement, whether due to fraud or error.

In preparing the financial statements, management is responsible for assessing the Plan's ability to continue as a going concern, disclosing, as applicable, matters related to going concern and using the going concern basis of accounting unless an intention exists to liquidate or cease the operations of the Plan, or there is no realistic alternative but to do so.

Those charged with governance are responsible for overseeing the Plan's financial reporting process.

### **Auditor's Responsibilities for the Audit of the Financial Statements**

Our objectives are to obtain reasonable assurance about whether the financial statements as a whole are free from material misstatement, whether due to fraud or error, and to issue an auditor's report that includes our opinion. Reasonable assurance is a high level of assurance but is not a guarantee that an audit conducted in accordance with Canadian generally accepted auditing standards will always detect a material misstatement when it exists. Misstatements can arise from fraud or error and are considered material if, individually or in aggregate, they could reasonably be expected to influence the economic decisions of users taken on the basis of these financial statements.






As part of an audit in accordance with Canadian generally accepted auditing standards, we exercise professional judgment and maintain professional skepticism throughout the audit. We also:

- Identify and assess the risks of material misstatement of the financial statements, whether due to fraud or error, design and perform audit procedures responsive to those risks, and obtain audit evidence that is sufficient and appropriate to provide a basis for our opinion. The risk of not detecting a material misstatement resulting from fraud is higher than for one resulting from error, as fraud may involve collusion, forgery, intentional omissions, misrepresentations, or the override of internal control.
- Obtain an understanding of internal control relevant to the audit in order to design audit procedures that are appropriate in the circumstances, but not for the purpose of expressing an opinion on the effectiveness of the Plan's internal control.
- Evaluate the appropriateness of accounting policies used and the reasonableness of accounting estimates and related disclosures made by management.
- Conclude on the appropriateness of management's use of the going concern basis of accounting and, based on the audit evidence obtained, whether a material uncertainty exists related to events or conditions that may cast significant doubt on the Plan's ability to continue as a going concern. If we conclude that a material uncertainty exists, we are required to draw attention in our auditor's report to the related disclosures in the financial statements or, if such disclosures are inadequate, to modify our opinion. Our conclusions are based on the audit evidence obtained up to the date of our auditor's report. However, future events or conditions may cause the Plan to cease to continue as a going concern.
- Evaluate the overall presentation, structure and content of the financial statements, including the disclosures, and whether the financial statements represent the underlying transactions and events in a manner that achieves fair presentation.

We communicate with those charged with governance regarding, among other matters, the planned scope and timing of the audit and significant audit findings, including any significant deficiencies in internal control that we identify during our audit.



**Darren Noonan, CPA, CA**  
**Auditor General**



**Elvis Alisic, CPA, CA**  
**Assistant Auditor General**

**Charlottetown, Prince Edward Island**  
**June 30, 2023**

**PRINCE EDWARD ISLAND  
PUBLIC SECTOR PENSION PLAN**


Statement of Financial Position  
March 31, 2023

	2023	2022
	\$	\$
<b>Assets</b>		
Cash	3,633,173	3,467,692
Investments (Note 3)	2,314,667,656	2,319,373,022
Notes receivable (Note 5)	198,454,286	246,606,140
Receivables		
Contributions - employee	3,600,333	3,005,512
- employer	3,368,186	3,232,058
Accrued interest	2,054,002	2,614,940
Employer special contribution	-	4,813,490
Other	<u>1,214,593</u>	<u>1,356,225</u>
<b>Total Assets</b>	<u>2,526,992,229</u>	<u>2,584,469,079</u>
<b>Liabilities</b>		
Accounts payable and accrued liabilities	1,372,709	1,219,056
Remittances payable	1,955,719	1,543,609
Investment fees payable	2,023,058	2,051,051
Due to the Province of Prince Edward Island	<u>1,026,787</u>	<u>978,363</u>
<b>Total Liabilities</b>	<u>6,378,273</u>	<u>5,792,079</u>
<b>Net Assets Available for Benefits</b>	<u>2,520,613,956</u>	<u>2,578,677,000</u>
<b>Accrued Pension Obligation (Note 4)</b>	<u>2,520,613,956</u>	<u>2,578,677,000</u>
<b>Net Surplus (Deficit)</b>	<u>-</u>	<u>-</u>
<b>Supplementary Information</b>		
Commitments (Note 10)		

(The accompanying notes are an integral part of these financial statements.)

Approved on behalf of the Prince Edward Island Public Sector Pension Plan

  
Chairperson

  
Commissioner

**PRINCE EDWARD ISLAND  
PUBLIC SECTOR PENSION PLAN**

Statement of Changes in Net Assets Available for Benefits  
for the year ended March 31, 2023

	2023	2022
	\$	\$
<b>Increase in Net Assets</b>		
Investment income (Note 3(a))	81,364,467	86,911,062
Change in fair value of investments (Note 3(a))	<u>(104,981,334)</u>	<u>(3,808,328)</u>
	(23,616,867)	83,102,734
Interest income from notes receivable (Note 5)	9,400,322	10,058,063
Contributions		
Employee	43,551,696	39,616,842
Employer	43,547,510	39,616,842
Transfers from other plans	32,396	304,251
Purchased service	531,057	503,561
Employer special contribution	<u>49,858</u>	<u>4,730,430</u>
	<u>73,495,972</u>	<u>177,932,723</u>
<b>Decrease in Net Assets</b>		
Benefits paid (Note 6)	114,210,516	103,880,252
Operating expenses (Note 7)	13,219,081	13,161,698
Refunds (Note 6)	3,529,647	2,075,011
Transfers to other plans (Note 6)	<u>599,772</u>	<u>492,818</u>
	<u>131,559,016</u>	<u>119,609,779</u>
<b>Change in Net Assets Available for Benefits</b>	(58,063,044)	58,322,944
Net Assets Available for Benefits, beginning of year	<u>2,578,677,000</u>	<u>2,334,641,152</u>
Net Assets Available for Benefits due to MLA merger (Note 1(h))	-	22,794,759
Net Assets Available for Benefits due to ESPP merger (Note 1(h))	<u>-</u>	<u>162,918,145</u>
<b>Net Assets Available for Benefits, end of year</b>	<u>2,520,613,956</u>	<u>2,578,677,000</u>

(The accompanying notes are an integral part of these financial statements.)

**PRINCE EDWARD ISLAND  
PUBLIC SECTOR PENSION PLAN**

Statement of Changes in Pension Obligation  
for the year ended March 31, 2023

	<b>2023</b>	<b>2022</b>
	\$	\$
<b>Accrued Pension Obligation, beginning of year</b>	<u>2,578,677,000</u>	<u>2,334,641,152</u>
<b>Change in Accrued Pension Obligation</b>		
Increase due to MLA merger (Note 1(h))	-	19,842,700
Increase due to ESPP merger (Note 1(h))	-	125,356,900
Interest accrued on benefits	156,623,834	133,147,861
Benefits accrued	53,875,318	55,782,637
Increase due to purchases of service	568,618	813,791
Benefits paid	(118,339,934)	(106,448,081)
(Gain) loss on experience, assumption changes and contingent indexation	<u>(150,790,880)</u>	<u>15,540,040</u>
<b>Change in Accrued Pension Obligation</b>	<u>(58,063,044)</u>	<u>244,035,848</u>
<b>Accrued Pension Obligation, end of year (Note 4)</b>	<u>2,520,613,956</u>	<u>2,578,677,000</u>

(The accompanying notes are an integral part of these financial statements.)

# PRINCE EDWARD ISLAND PUBLIC SECTOR PENSION PLAN

Notes to Financial Statements

March 31, 2023

## 1. Plan Description

The following description of the Prince Edward Island Public Sector Pension Plan (the Plan) is a summary only. For more complete information, reference should be made to the *Public Sector Pension Plan Act* and *Regulations*.

### a) General

The Plan is a contributory defined benefit plan covering members as defined in the *Public Sector Pension Plan Act*.

### b) Contributions

Under the Plan, members make contributions amounting to 8.09 percent of that part of the members' salary up to the amount of the year's maximum pensionable earnings (YMPE) as defined in the *Canada Pension Plan Act* and 9.75 percent on the amount that exceeds the YMPE. Participating employers match member contributions. Herein these are considered the Base Contributions. Beginning in 2017, variable contributions have been introduced based on the funded benefits ratio as defined below (note that contribution changes by funded level are total and not cumulative).

Funded Benefits Ratio	Employee Contributions <sup>1</sup>	Participating Employer Contributions <sup>1</sup>
<100% <sup>2</sup>	Base Contributions plus 1%	Base Contributions plus 4%
100% to 110% <sup>3</sup>	Base Contributions plus 1%	Base Contributions plus 2%
110% to 135%	Base Contributions	Base Contributions
135% to 145% <sup>4</sup>	Base Contributions less 1%	Base Contributions less 2%
145% + <sup>5</sup>	Base Contributions less 1%	Base Contributions less 4%

<sup>1</sup> Subject to the Income Tax Act Rules for maximum contributions.

<sup>2</sup> If triggered, contributions based on funded benefits ratio <100% remain in effect until funded benefits ratio of ≥ 105% is attained

<sup>3</sup> If triggered, contributions based on funded benefits ratio <110% remain in effect until funded benefits ratio of ≥ 115% is attained

<sup>4</sup> If triggered, contributions based on funded benefits ratio ≥135% remain in effect until funded benefits ratio of ≤ 130% is attained.

<sup>5</sup> If triggered, contributions based on funded benefits ratio ≥145% remain in effect until funded benefits ratio of ≤ 140% is attained.

# PRINCE EDWARD ISLAND PUBLIC SECTOR PENSION PLAN

Notes to Financial Statements

March 31, 2023

---

## 1. Plan Description (continued...)

### c) Retirement Benefits

*Pension Formula:* The annual pension is based on the number of years of service times two percent of average salary with a reduction at age 65 for estimated Canada Pension Plan (CPP) benefits. The reduction is referred to as a bridge pension and only payable to age 65. The bridge is based on the number of years of service times 0.7 percent of average salary to a maximum of the average CPP year's maximum pensionable earnings. For service prior to December 31, 2013, average salary and year's maximum pensionable earnings is based on the best three-year average. For service commencing January 1, 2014, average salary and year's maximum pensionable earnings is based on career average.

*Pre-Retirement Indexation:* Benefits earned during 2014 to 2016 were automatically indexed at 1.5 percent per annum. As this indexation is guaranteed, it is included in the Base Benefits, which are the Plan benefits prior to any future contingent indexation. In 2017 and beyond, pre-retirement indexation will only be awarded if the funded benefits ratio (as determined at the April 1<sup>st</sup> immediately prior to the calendar year in which indexation is to be awarded) is greater than 100 percent. If there are years that full indexation is not awarded, and if the funded benefits ratio subsequently reaches 115 percent, then a portion of Plan funds is available to make up for missed indexation in the past. The maximum indexation is 100 percent of the increase in the Average Industrial Wage (AIW) in Canada; however, if in any year the assets available to be spent on inflation protection are not adequate to provide the full amount, partial indexation will be awarded.

*Post-Retirement Indexation:* For 2014 to 2016, post-retirement indexation was automatically awarded at 1.5 percent per annum. As this indexation is guaranteed, it is included in the Base Benefits. In 2017 and beyond, post-retirement indexation will only be awarded if the funded benefits ratio (as determined at the April 1<sup>st</sup> immediately prior to the calendar year in which indexation is to be awarded) is greater than 110 percent. If there are years that full post-retirement indexation is not awarded, and if the funded benefit ratio subsequently reaches 118 percent, then a portion of Plan funds is available to make up for missed past indexation on a go-forward basis (i.e. no retroactive payments). The maximum indexation is 100 percent of the Consumer Price Index (CPI); however, if the Plan cannot afford that amount, partial indexation will be awarded. Indexation also applies to deferred vested benefits and is applied in the same manner as the post-retirement indexation.

*Retirement Age:* For pensionable service prior to January 1, 2019, the earliest unreduced retirement age remains at the earlier of 30 years of pensionable service (minimum of age 55) and attained age 60. For pensionable service after December 31, 2018, the earliest unreduced retirement age will be the earlier of 32 years of pensionable service (minimum of age 55) and attained age 62. The earliest retirement age is 55 with two years of continuous service.

# PRINCE EDWARD ISLAND PUBLIC SECTOR PENSION PLAN

Notes to Financial Statements  
March 31, 2023

---

## 1. Plan Description (continued...)

### d) Death Benefits

*Less than two years of continuous service:* On the death of a member prior to completing two years of pensionable service, the member's accumulated contributions with interest will be refunded.

*Greater than or equal to two years of continuous service:* If a member dies prior to retirement but after completing two years of service, the member's spouse is entitled to an immediate lifetime pension equal to 60 percent of the accrued, unreduced pension of the member at the time of death. In addition to the spousal pension, an allowance equal to one-sixth of the pension paid to the surviving spouse is payable in respect of each dependent child, up to a maximum of four children, until the child is no longer a dependent child or upon the death of the dependent child. Where a member dies after two years of service and before retirement and does not leave a surviving spouse or dependent children, the personal representative of the member shall receive a lump sum amount equal to one and a half times the member's accumulated contributions plus interest.

If the spouse of the member dies before the member, or where having survived the member the surviving spouse dies leaving children by the member, the 60 percent pension that was payable to the spouse will be paid to the dependent child or the guardian of that child, if the member or vested former member is survived by only one dependent child, or the oldest dependent child or the guardian of that child.

### e) Termination and Portability of Benefits

In the event of termination of employment for reasons other than retirement or death, a member may elect to receive either:

- a refund of the member's own contributions with interest (provided the member is 60 years of age or less at the time the refund application is received); or
- if the member has completed at least two years of service, a deferred pension subject to the provisions outlined in the Retirement Age section at Note 1(c).

Where there are portability arrangements between the Plan and other plans, members may be able to carry certain pension benefits to those other plans or transfer contributions and service from those other plans to increase pension benefits under the Plan.

### f) Marriage Breakdown

Upon application, the pension benefits to which a person is entitled may be divided between the person and the spouse or former spouse.

### g) Income Tax

The Plan is a Registered Pension Plan as defined under the federal *Income Tax Act* and is not subject to taxation.

# PRINCE EDWARD ISLAND PUBLIC SECTOR PENSION PLAN

Notes to Financial Statements

March 31, 2023

---

## 1. Plan Description (continued...)

### h) ESPP and MLA Mergers

In 2021, four locals of the Canadian Union of Public Employees ratified a Memorandum of Agreement forging the way for a transfer of the Prince Edward Island Education Sector Pension Plan (ESPP) assets and liabilities to the Public Sector Pension Plan (PSPP) on January 1, 2022. The Administrators of the ESPP and the PSPP outlined the details of the transfer in a transfer agreement, signed on November 23, 2021. The Pension Plan Transfer Act was then passed in the Fall 2021 sitting of the Legislative Assembly, effective December 25, 2021.

The terms under which the ESPP has been terminated are documented in the Pension Plan Transfer Agreement. The ESPP accrued pensions at December 31, 2021 were transferred to the PSPP and will receive conditional indexing in the future based on the PSPP rules. The ESPP accrued pension will be subject to ESPP rules for early retirement and PSPP rules for forms of pension with the exception of the level income option that will be available for the ESPP portion of the benefit for members who retire prior to January 1, 2027. Accruals for service post December 31, 2021, are the same as under the PSPP.

Existing retirees receiving pensions payable from the ESPP as of December 31, 2021, will continue to receive the same form of pension and will be subject to the conditional indexation rules under the PSPP on a go forward basis. Members with a deferred pension benefit payable from ESPP have had their accrued pension transferred to the PSPP. Said members will be subject to the conditional indexation rules under the PSPP on a go forward basis, ESPP early retirement rules apply to the ESPP portion of the total pension, and PSPP rules for forms of pension with the exception of the level income option that will be available for the ESPP portion of the benefit of members who retire prior to January 1, 2027.

In 2020, the Indemnities and Allowances Commission recommended that the Province wind-up the Pension Plan for Members of the Legislative Assembly of Prince Edward Island (MLA Basic) at January 1, 2022. The Province has acted on this recommendation and the Pension Plan Transfer Act was then passed in the Fall 2021 sitting of the Legislative Assembly, effective December 25, 2021.

The terms under which the MLA Basic has been terminated are documented in the Pension Plan Transfer Agreement signed by the necessary parties in December 2021. The MLA Basic accrued pensions as at December 31, 2021, were transferred to the PSPP and will receive conditional indexing in the future based on the PSPP rules and be subject to PSPP rules for early retirement and forms of pension. Accruals for service post December 31, 2021, are the same as under the PSPP.



# PRINCE EDWARD ISLAND PUBLIC SECTOR PENSION PLAN

Notes to Financial Statements

March 31, 2023

---

## 1. Plan Description (continued...)

Existing retirees receiving pensions payable from the MLA Basic as of December 31, 2021, will continue to receive the same form of pension and will be subject to the conditional indexation rules under the PSPP on a go forward basis. Members with a deferred pension benefit payable from the MLA Basic have had their accrued pension transferred to the PSPP. Said members will be subject to the conditional indexation rules under the PSPP on a go forward basis, and be subject to PSPP rules for early retirement and forms of pension.

## 2. Summary of Significant Accounting Policies

### Basis of Accounting

The financial statements have been prepared in accordance with Canadian Accounting Standards for Pension Plans as outlined in the Chartered Professional Accountants of Canada (CPA) Handbook Section 4600, Pension Plans. For accounting policies that do not relate to either investments or pension obligations, the Plan has elected to comply on a consistent basis with International Financial Reporting Standards (IFRS) in Part I of the CPA Handbook. To the extent that IFRS in Part I is inconsistent with Section 4600, Section 4600 takes precedence.

Included in the determination of the accrued pension obligation for pension retirement benefits is a liability for contingent indexation.

For the year ended March 31, 2023, the contingent indexation liability is calculated based on total plan assets less the accrued pension obligation assuming no further contingent indexation. This calculation does not incorporate the potential impact of future events such as contributions, gains or losses on asset returns and new benefit accruals.

Significant judgment is involved in the accounting treatment of contingent indexation. Management recognizes that the contingent indexation liability represents a challenge for pensions in Canada. Going forward, management will continue to monitor developments in the accounting standards and practices when assessing the most appropriate accounting treatment for plans with a contingent indexation liability component.

These financial statements are prepared on a going concern basis and present the aggregate financial position of the Plan as a separate reporting entity.

### a) Use of Estimates and Measurement Uncertainty

The preparation of financial statements in conformity with Canadian Accounting Standards for Pension Plans requires management to make estimates and assumptions that affect the reported amounts of assets and liabilities, the disclosure of contingent assets and liabilities at the date of the financial statements, and the reported amounts of revenues and expenses during the period. Items requiring the use of significant estimates include investments, accrued interest, accrued liabilities, and the accrued pension obligation.

# PRINCE EDWARD ISLAND PUBLIC SECTOR PENSION PLAN

Notes to Financial Statements

March 31, 2023

---

## 2. Summary of Significant Accounting Policies (continued...)

Estimates are based on the best information available at the time of preparation of the financial statements and are reviewed annually to reflect new information as it becomes available. Measurement uncertainty exists in these financial statements. Actual results could differ from these estimates and the differences could be material.

### b) Foreign Currency Translation

Transactions denominated in foreign currencies are translated into Canadian dollars at the rate of exchange prevailing on the transaction date. The fair value of foreign investments and cash held at year-end are translated at the rates in effect at that date. The resulting gain or loss from changes in these rates is included in the current period change in fair value of investments.

### c) Fair Value Measurement

Fair value is the amount for which an asset could be exchanged, or a liability settled, between knowledgeable, willing parties in an arm's length transaction on the measurement date.

When available, the Plan measures the fair value of an instrument using quoted prices in an active market for that instrument. A market is regarded as active if quoted prices are readily and regularly available and represent actual and regularly occurring market transactions on an arm's length basis.

If a market for a financial instrument is not active, then the Plan establishes fair value using a valuation technique. Valuation techniques include using recent arm's length transactions between knowledgeable, willing parties (if available), reference to the current fair value of other instruments that are substantially the same, and/or discounted cash flow analysis.

### d) Financial Instruments

The Plan's financial instruments include cash, investments, notes receivable, contributions receivable, accrued interest, other receivables, accounts payable, accrued liabilities, remittances payable, investment fees payable, and amounts due to the Province of Prince Edward Island. Due to their nature, the Plan's financial instruments, with the exception of investments, are carried at amortized cost which approximates their fair value. Credit risk is considered low for non-investment financial assets since most are from the Province or other government organizations. Investments are classified as fair value through the statement of changes in net assets available for benefits. Investments are carried at fair value and are subject to interest rate, price, credit, foreign currency, liquidity, and valuation risks as described in Note 3.

# PRINCE EDWARD ISLAND PUBLIC SECTOR PENSION PLAN

Notes to Financial Statements

March 31, 2023

---

## 2. Summary of Significant Accounting Policies (continued...)

### e) Investments

The Province sponsors various defined benefit pension plans. The primary plans are the PEI Public Sector Pension Plan and the PEI Teachers' Pension Plan. Investments of the primary plans are held within the Province of PEI Master Trust, which is administered by external investment managers under policy guidelines set down by Executive Council and supervised by a Joint Investment Advisory Committee to the Minister of Finance. Investments are allocated to each primary plan by units of their participation. For more details see Note 9.

Significant accounting policies for the investments held in the Master Trust consist of:

#### (i) Investment Transactions

Investment transactions are recognized on the transaction date. Distributions are recognized on the record date. Investments include receivables and payables at March 31, 2023, for interest, dividends, and settled derivative contracts.

#### (ii) Income Recognition

Income from investments is recorded on an accrual basis and includes interest and dividends as well as realized and unrealized gains and losses on investments.

#### (iii) Investment Valuation

##### Equity and debt

Equity and debt investments are valued at fair value based on quoted market values. Changes in the market value of investments, including realized and unrealized gains and losses, are reflected in the financial statements as a change in the fair value of investments.

##### Equity investment in real estate

Investment in real estate is represented by an equity investment in a corporation that invests in real estate, participating mortgages, and property for development or resale. Properties within the corporation are valued annually by independent appraisers in accordance with generally accepted appraisal practices and procedures. The appraisal methodology followed is an income approach which is mainly based on discounted cash flows. In estimating future cash flows, certain assumptions are made with respect to future economic conditions and rates of return.

##### Pooled funds

Pooled funds are valued at the unit values supplied by the pooled fund administrator, which represents the Plan's proportionate share of underlying net assets at fair values determined using closing market prices.

# PRINCE EDWARD ISLAND PUBLIC SECTOR PENSION PLAN

Notes to Financial Statements

March 31, 2023

---

## 2. Summary of Significant Accounting Policies (continued...)

### **Private equity**

The Plan holds investments in a limited partnership fund structure which makes investments in high-growth, predominantly late-stage private companies across sectors and around the globe. Fair value is based upon a number of factors, including but not limited to, original transaction prices, recent transactions in the same or similar instruments, completed or pending third party transactions in the underlying or comparable investments, subsequent rounds of financing, recapitalizations and other transactions across the capital structure, offerings in equity or debt capital markets, implied multiples for comparable investments, and changes in financial performance or cash flows.

### **Derivative contracts**

The derivative contracts held by the Plan are stated at fair value and are valued using quoted market indices. Realized and unrealized gains or losses on investments from derivative contracts are included in the change in the fair value of investments.

### **Investment in foreign infrastructure**

The Plan owns units in a foreign infrastructure partnership. The partnership invests in portfolio companies that own, operate, develop, manage, and support infrastructure assets. Fair value is based upon a number of factors, including readily available market quotes with appropriate adjustments for trading restrictions, the most recent round of financings, earnings-multiple analysis using comparable companies or discounted cash flow analysis.

### **(iv) Transaction Costs**

Investment management fees are costs directly attributable to the external management of the assets. All fees incurred on the management of investments are recorded as an investment expense. Investment expenses are disclosed in Note 7.

### **f) Revenues and Expenses**

Revenues of the Plan consist of investment income, change in fair value of investments, interest income from notes receivable and contributions. Expenses of the Plan consist of benefits paid, operating expenses, refunds and transfers to other plans. Revenues and expenses are recorded on an accrual basis in the period in which the transaction or event that gave rise to the revenue or expense occurred.

### **g) Accrued Pension Obligation**

The value of the accrued pension obligation of the Plan is based on an annual actuarial valuation prepared on an accounting basis by an independent actuary using the projected unit credit method pro-rated on service and best estimate assumptions. The accrued pension obligation is measured in accordance with accepted actuarial methods using actuarial assumptions and methods adopted by the Plan.

# PRINCE EDWARD ISLAND PUBLIC SECTOR PENSION PLAN

Notes to Financial Statements

March 31, 2023

## 3. Investments and Derivatives

### a) Investments

Investments consist of units held in the Master Trust. At year-end, there were 1,792,832.921 units held in the Master Trust (2022 - 1,716,643.311), with a fair value of \$1,291.07 (2022 - \$1,351.11) per unit.

Investments of the Master Trust consist of the following listed assets:

	<u>2023</u>	<u>%</u>	<u>2022</u>	<u>%</u>
	\$		\$	
Cash and Short-Term Investments	60,063,118	1.8	59,775,634	1.9
Long Core Plus Bond	320,398,476	9.9	345,113,180	10.6
Core Plus Bond	860,464,989	26.6	866,023,036	26.7
Canadian Equities	342,348,172	10.6	371,975,799	11.5
Global Equities	998,258,435	30.9	1,042,170,071	32.1
Canadian Real Estate	145,897,966	4.5	142,229,842	4.4
Global Real Estate	202,027,429	6.2	188,603,616	5.8
Global Infrastructure	302,949,053	9.4	214,846,817	6.6
Currency Overlay	<u>2,768,566</u>	<u>0.1</u>	<u>12,664,902</u>	<u>0.4</u>
<b>Total</b>	<u>3,235,176,204</u>	<u>100.0</u>	<u>3,243,402,897</u>	<u>100.0</u>
Plan's pro-rated share	<u>71.5469%</u>		<u>71.5105%</u>	
<b>Plan investments*</b>	<u>2,314,667,656</u>		<u>2,319,373,022</u>	

\*Rounded

Investment income and realized and unrealized gains (losses) of the Master Trust consist of the following:

	Investment Income	Change in Fair Value of Investments*	Investment Income	Change in Fair Value of Investments*
	<u>2023</u>	<u>2023</u>	<u>2022</u>	<u>2022</u>
	\$	\$	\$	\$
Cash and Short-Term Investments	571,390	5,816,628	221,261	(7,678,762)
Long Core Plus Bond	12,055,213	(36,769,918)	9,788,959	(32,084,734)
Core Plus Bond	31,462,838	(45,020,885)	25,212,971	(60,426,087)
Canadian Equities	10,699,489	(17,303,651)	10,010,776	57,177,843
Global Equities	41,905,284	(34,878,029)	58,709,863	(30,507,758)
Canadian Real Estate	-	3,668,124	-	18,588,641
Global Real Estate	6,260,517	8,778,584	4,914,950	25,816,560
Global Infrastructure	10,570,301	30,087,652	16,136,551	21,301,006
Currency Overlay	665	(60,938,993)	-	9,507,340
<b>Total</b>	<u>113,525,697</u>	<u>(146,560,488)</u>	<u>124,995,331</u>	<u>1,694,049</u>
Plan's pro-rated share	<u>71.6705%</u>	<u>71.6300%</u>	<u>69.5314%</u>	<u>(224.8064%)**</u>
<b>Plan investments***</b>	<u>81,364,467</u>	<u>(104,981,334)</u>	<u>86,911,062</u>	<u>(3,808,328)</u>

\*Includes realized losses of \$5.0 million (2022 - gains of \$116.4 million) and unrealized losses of \$141.5 million (2022 - losses of \$114.7 million).

\*\*Total change in fair value of investments of \$1.7 million includes realized losses of \$5.5 million related to the disposition of PSPP plan specific assets. This resulted in the plan's pro-rated share being negative 224.8064%.

\*\*\*Rounded

**PRINCE EDWARD ISLAND  
PUBLIC SECTOR PENSION PLAN**

Notes to Financial Statements

March 31, 2023

**3. Investments and Derivatives (continued...)**

Investments include amounts which investment managers of the Master Trust have invested in their own pooled funds. The fair values of these investments are as follows:

	<u>2023</u>	<u>2022</u>
	\$	\$
Baillie Gifford International LLC	17,455,488	15,205,715
Baillie Gifford Overseas Limited	341,539,123	349,250,498
Beutel, Goodman & Company Limited	34,477,084	44,236,980
CBRE Global Investment Management	93,959,655	86,042,580
Global Infrastructure Partners (GIP)	191,541,265	161,439,270
Goldman Sachs Asset Management	530,834,124	553,373,030
Lazard Asset Management	111,407,787	53,407,547
Morgan Stanley Prime Property Fund	104,764,153	98,710,588
State Street Global Advisors Ltd.	3,303,620	3,850,448
TD Asset Management	1,215,942,438	1,265,450,980
Wellington Global PERSP (CAD)	<u>219,248,695</u>	<u>212,255,907</u>
<b>Total</b>	<b>2,864,473,432</b>	<b>2,843,223,543</b>
Plan's pro-rated share	<u>71.5469%</u>	<u>71.5105%</u>
<b>Plan's pooled funds*</b>	<b>2,049,441,386</b>	<b>2,033,202,840</b>
Plan's non-pooled investments	<u>265,226,270</u>	<u>286,170,182</u>
<b>Plan investments*</b>	<b><u>2,314,667,656</u></b>	<b><u>2,319,373,022</u></b>

\* Rounded

**b) Derivative Contracts**

Derivative contracts are financial contracts, the value of which is "derived" from the value of underlying assets or exchange rates. Derivative contracts provide flexibility in implementing investment strategy.

Forward contracts are used to manage currency exposure and mitigate risk with respect to investments held in foreign currencies. The net notional amount of the currency forwards represents the volume of outstanding transactions and serves as the basis upon which the return and market value of the contract is determined.

The details of the Master Trust's derivative contracts are as follows:

	<u>2023</u>	<u>2022</u>
	\$	\$
<b>Notional Amount</b>	873,492,551	798,508,859
<b>Fair Value</b>	2,768,566	12,664,902

**PRINCE EDWARD ISLAND  
PUBLIC SECTOR PENSION PLAN**

Notes to Financial Statements

March 31, 2023

**3. Investments and Derivatives (continued...)**

**c) Fair Value Disclosure**

Plan investment assets recorded at fair value have been categorized based upon a fair value hierarchy of significant inputs used in measuring fair value. The following fair value hierarchy tables present information about the Plan's assets measured at fair value on a recurring basis at March 31, 2023, and March 31, 2022.

The three levels of the fair value hierarchy are as follows:

Level 1: Inputs that reflect unadjusted quoted prices in active markets for identical assets or liabilities that the investment manager has the ability to access at the measurement date. Level 1 primarily includes publicly listed investments.

Level 2: Inputs other than quoted prices that are observable either directly or indirectly, including inputs in markets that are not considered to be active. Level 2 primarily includes debt securities, investments in real estate, and derivative contracts not traded in an open market.

Level 3: Inputs that are unobservable. There is little, if any, market activity. Inputs into the determination of fair value require significant management judgment and/or estimation. Level 3 primarily consists of foreign infrastructure investments and private equity.

The following tables illustrate the classifications of the Plan's financial instruments using the fair value hierarchy as at March 31:

	2023			
	<u>Level 1</u>	<u>Level 2</u>	<u>Level 3</u>	<u>Total</u>
	\$	\$	\$	\$
Cash and Short-Term Investments	60,063,118	-	-	60,063,118
Long Core Plus Bond	-	320,398,476	-	320,398,476
Core Plus Bond	-	860,464,989	-	860,464,989
Canadian Equities	342,348,172	-	-	342,348,172
Global Equities	980,802,947	-	17,455,488	998,258,435
Canadian Real Estate	-	145,897,966	-	145,897,966
Global Real Estate	-	202,027,429	-	202,027,429
Global Infrastructure	111,407,788	-	191,541,265	302,949,053
Currency Overlay	-	2,768,566	-	2,768,566
<b>Total financial assets at fair value</b>	<u>1,494,622,025</u>	<u>1,531,557,426</u>	<u>208,996,753</u>	<u>3,235,176,204</u>
Plan's pro-rated share				71.5469%
<b>Plan investments*</b>				<u>2,314,667,656</u>

\*Rounded

**PRINCE EDWARD ISLAND  
PUBLIC SECTOR PENSION PLAN**

Notes to Financial Statements

March 31, 2023

**3. Investments and Derivatives (continued...)**

	2022			
	<u>Level 1</u>	<u>Level 2</u>	<u>Level 3</u>	<u>Total</u>
	\$	\$	\$	\$
Cash and Short-Term Investments	59,775,634	-	-	59,775,634
Long Core Plus Bond	-	345,113,180	-	345,113,180
Core Plus Bond	-	866,023,036	-	866,023,036
Canadian Equities	371,975,799	-	-	371,975,799
Global Equities	1,026,964,356	-	15,205,715	1,042,170,071
Canadian Real Estate	-	142,229,842	-	142,229,842
Global Real Estate	-	188,603,616	-	188,603,616
Global Infrastructure	53,407,548	-	161,439,269	214,846,817
Currency Overlay	-	12,664,902	-	12,664,902
<b>Total financial assets at fair value</b>	<u>1,512,123,337</u>	<u>1,554,634,576</u>	<u>176,644,984</u>	<u>3,243,402,897</u>
Plan's pro-rated share				71.5105%
<b>Plan investments*</b>				<u>2,319,373,022</u>

\*Rounded

There were no significant transfers between any financial instrument levels during the years ended March 31, 2023, and March 31, 2022.

The following table details changes in fair value measurement in Level 3 of the fair value hierarchy:

	<u>2023</u>	<u>2022</u>
	\$	\$
<b>Level 3 investments, April 1</b>	176,644,984	127,796,991
Transfers in	23,656,827	58,028,684
Disbursements	(24,370,210)	(31,805,124)
Net income received	4,443,197	5,602,930
Realized gains	13,732,279	18,336,880
Unrealized gains (losses)	<u>14,889,676</u>	<u>(1,315,377)</u>
<b>Level 3 investments at fair value</b>	208,996,753	176,644,984
Plan's pro-rated share	<u>71.5469%</u>	<u>71.5105%</u>
<b>Level 3 investments, March 31*</b>	<u>149,530,658</u>	<u>126,319,678</u>

\* Rounded



**PRINCE EDWARD ISLAND  
PUBLIC SECTOR PENSION PLAN**

Notes to Financial Statements  
March 31, 2023

**3. Investments and Derivatives (continued...)**

**d) Investment Risk Management**

Risk management relates to the understanding and active management of risks associated with all areas of the business and the associated operating environment. Investments are primarily exposed to interest rate, price, credit, foreign currency, liquidity and valuation risk. The Plan has set formal goals, policies, and operating procedures that establish an asset mix among equity and fixed income, require diversification of investments within categories, and set limits on the size of exposure to individual investments and counter parties. Risk and credit considerations are periodically assessed in consultation with external consultants, the Department of Finance and the Joint Investment Advisory Committee. Plan sponsor oversight, procedures, and compliance functions are incorporated into Plan processes to achieve consistent controls and to mitigate operational risk.

**(i) Interest Rate Risk**

Interest rate risk refers to the fact that the Plan's financial position will change with market interest rate changes as fixed income securities are sensitive to changes in nominal interest rates. Interest rate risk is inherent in the management of a pension plan due to prolonged timing differences between cash flows related to the Plan's assets and liabilities.

Assuming all other variables are held constant, a one percentage point change in nominal interest rates would change the fair value of the Plan by \$73.4 million (2022 - \$82.4 million).

	<u>Value of Fixed Income Securities</u> (millions) \$	<u>Weighted Average Duration</u> years	<u>Percentage Point Change</u> %	<u>Impact on Fair Value of the Master Trust</u> (millions) \$	<u>Plan's Pro-rated Share</u> %	<u>Pro-rated Impact on Fair Value of the Plan</u> (millions) \$
2023	1,180.9	8.69	1	102.6	71.5469	73.4

**(ii) Price Risk**

Price risk is the risk of fluctuation in market values of investments from influences specific to a particular investment or from influences on the market as a whole. Price risk includes interest rate and foreign currency risk. Price risk is managed by the Plan through the use of diversified investment portfolios traded on various markets and across various industries. Assuming all other variables are held constant, a ten percent change in market values of all public equities would change the fair value of the Plan by \$120.8 million (2022 - \$124.8 million).

**PRINCE EDWARD ISLAND  
PUBLIC SECTOR PENSION PLAN**

Notes to Financial Statements

March 31, 2023

**3. Investments and Derivatives (continued...)**

	<u>Value of Public Equities (millions) \$</u>	<u>Percentage Change %</u>	<u>Impact on Fair Value of the Master Trust (millions) \$</u>	<u>Plan's Pro-rated Share %</u>	<u>Pro-rated Impact on Fair Value of the Plan (millions) \$</u>
2023	1,688.5	10	168.9	71.5469	120.8

**(iii) Credit Risk**

Credit risk is the risk of loss in the event the counter party to a transaction fails to discharge an obligation and causes the other party to incur a loss. Credit risk associated with the Plan is periodically assessed in consultation with external consultants, the Department of Finance and the Joint Investment Advisory Committee.

**Fixed Income**

The Plan is exposed to credit risk from interest earning investments at March 31, as follows:

	<u>2023 (millions) \$</u>	<u>2022 (millions) \$</u>
Federal government	225.7	187.2
Provincial government	425.7	432.0
Corporate	504.3	573.4
Government agencies	<u>25.2</u>	<u>18.6</u>
<b>Total investment credit risk exposure</b>	1,180.9	1,211.2
Plan's pro-rated share	<u>71.5469%</u>	<u>71.5105%</u>
<b>Plan's investment credit risk exposure</b>	844.9	866.1
Provincial government promissory notes	<u>198.5</u>	<u>246.6</u>
<b>Plan's total credit risk exposure</b>	<u>1,043.4</u>	<u>1,112.7</u>

All fixed income investments are considered to have low credit risk.

**PRINCE EDWARD ISLAND  
PUBLIC SECTOR PENSION PLAN**

Notes to Financial Statements  
March 31, 2023

**3. Investments and Derivatives (continued...)**

**Security Lending**

The Plan participates in a Securities Lending Program whereby it lends securities for a fee to approved borrowers. To alleviate the credit risk, borrowers must provide collateral with a value of 105 percent when the value of the securities lent is denominated in a different currency and 102 percent when denominated in the same currency. The market value of the collateral is monitored by the custodian at least daily to ensure that the security thresholds are maintained. In addition, security loans are allocated across various borrowers within the program and the Plan holds indemnification coverage, which mitigates the credit and market risk on the collateral.

The fair value of security loans outstanding and collateral held is as follows:

	<u>2023</u>	<u>2022</u>
	\$	\$
<b>Total security loans outstanding</b>	80,312,669	45,732,935
Plan's pro-rated share	<u>71.5469%</u>	<u>71.5105%</u>
<b>Plan's security loans outstanding*</b>	<u>57,461,210</u>	<u>32,703,842</u>
<b>Total collateral held</b>	85,306,390	48,272,850
Plan's pro-rated share	<u>71.5469%</u>	<u>71.5105%</u>
<b>Plan's collateral held*</b>	<u>61,034,601</u>	<u>34,520,147</u>

\*Rounded

**Derivatives**

The Plan is exposed to credit related losses in the event of non performance by counter parties to derivative financial instruments. In order to mitigate this risk, the Plan deals only with highly-rated counter parties, with whom International Swap and Derivative Association agreements have been executed, normally major financial institutions with a minimum credit standard of "A-/A3" rating, as supported by a recognized credit rating agency.

Credit risk represents the maximum amount that would be at risk as at the reporting date if the counter parties failed completely to perform under the contracts, and if the right of offset proved to be non enforceable. Credit risk exposure on derivative financial instruments is represented by the receivable replacement cost of contracts with counter parties, less any prepayment collateral or margin received as at the reporting date.

**PRINCE EDWARD ISLAND  
PUBLIC SECTOR PENSION PLAN**

Notes to Financial Statements

March 31, 2023

**3. Investments and Derivatives (continued...)**

**(iv) Foreign Currency Risk**

Foreign currency risk is the risk that the value of the future cash flow of the financial instrument will fluctuate because of changes in foreign exchange rates. Consequently, the Plan is exposed to the risk that the exchange rates of the various currencies may change in a manner that has an adverse effect on the value of the portion of the Plan's assets denominated in currencies other than the Canadian dollar. Foreign currency exposure arises from the holding of investments denominated in foreign currencies. A strategy of hedging a portion of the currency exposure is used to mitigate this risk.

The Plan's unhedged currency exposure from net investment assets as at March 31 is summarized in the following table:

	2023 <u>(millions)</u> \$	2022 <u>(millions)</u> \$
Currency		
Australia	12.0	11.1
China	14.7	16.7
Euro Zone	37.2	27.6
India	18.1	18.0
Japan	132.0	113.3
Malaysia	17.0	14.0
Sweden	10.8	12.3
Taiwan	24.0	31.6
United Kingdom	28.3	28.8
United States	81.6	158.0
Other	<u>44.3</u>	<u>42.4</u>
<b>Total</b>	420.0	473.8
Plan's pro-rated share	<u>71.5469%</u>	<u>71.5105%</u>
<b>Plan's foreign currency exposure</b>	<u>300.4</u>	<u>338.8</u>

After the effect of hedging, and without a change in all other variables, a ten percent change in the Canadian dollar against all other currencies would change the fair value of the Plan by \$30.0 million (2022 - \$33.9 million).

**(v) Liquidity Risk**

Liquidity risk is the risk of not meeting the cash obligations of the Plan in an efficient manner. Cash obligations are fulfilled from contributions to the Plan, cash income of the Plan, and disposition of Plan assets as required. Cash requirements of the Plan are reviewed on an ongoing basis to provide for the orderly availability of resources to meet the financial obligations of the Plan.

The Plan's cash management policy ensures that the quality and liquidity of the investment vehicles within the portfolios are consistent with the needs of the Plan.

# PRINCE EDWARD ISLAND PUBLIC SECTOR PENSION PLAN

Notes to Financial Statements

March 31, 2023

---

## 3. Investments and Derivatives (continued...)

### (vi) Valuation Risk

Valuation risk is the risk of fluctuation in asset values resulting from the change of one or more inputs to an alternative assumption for a particular asset which would result in a change of fair value of that asset. Significant valuation inputs used to value level 3 Plan investment assets include earnings multiple, discount rate and capitalization rate. Valuation risk is managed by the plan through the use of high-quality diversified investment portfolios composed of various long-lived assets that have strong market positions, and operate globally across multiple sectors. Assuming all other variables are held constant, a five percent change in market values of all level 3 assets would change the fair value of the Plan by \$7.5 million (2022 - \$6.3 million).

## 4. Accrued Pension Obligation

### a) Actuarial Valuation

The present value of the accrued pension obligation was determined using the projected unit credit method pro-rated on service and management's best estimate, as at the valuation date, of future economic events and involves economic and non-economic assumptions. The non-economic assumptions include considerations such as mortality and retirement rates. The primary economic assumptions include the return on investment, discount, inflation, and salary escalation rates.

The most recent actuarial valuation for accounting purposes, prepared by the actuarial consulting firm TELUS Health (formerly LifeWorks (Canada) Ltd.), disclosed a base benefit liability of \$2,058,116,000 as at April 1, 2023.

The actuarial valuation on April 1, 2023 was based on data as at January 1, 2022, and the actuarial liability was then extrapolated to April 1<sup>st</sup>, based on current period benefit cost, benefit payments and interest, and adjusted for changes in actuarial assumptions. An actuarial valuation of the Public Sector Pension Plan is performed annually as at April 1<sup>st</sup>.

The world is in the midst of the COVID-19 health pandemic. Although the pandemic could have a material impact on the financial status of the Plan, there is currently insufficient information to determine the extent of either the short-term impact or the long-term impact of this pandemic on the Plan. The results of the actuarial valuation and related assumptions as at April 1, 2023 only reflect the financial impact on plan assets and future return expectations up to that date, but do not reflect any further potential impacts on the Plan to occur after that date which may be caused by either economic and/or demographic outcomes different from the assumptions being used in the valuations. Such impacts will result in gains and losses to be revealed in future valuations.

**PRINCE EDWARD ISLAND  
PUBLIC SECTOR PENSION PLAN**

Notes to Financial Statements  
March 31, 2023

**4. Accrued Pension Obligation (continued...)**

The total accrued pension obligation consists of the following:

	<u>2023</u>	<u>2022</u>
	\$	\$
Base benefit liability	2,058,116,000	2,027,322,000
Contingent indexation liability <sup>1</sup>	<u>462,497,956</u>	<u>551,355,000</u>
Total accrued pension obligation	<u>2,520,613,956</u>	<u>2,578,677,000</u>

<sup>1</sup>The contingent indexation liability is calculated based on total plan assets less the accrued pension obligation assuming no future contingent indexation. This calculation does not incorporate the potential impact of future events such as contributions, gains or losses on asset returns and new benefit accruals.

The assumptions used in the valuations performed as at April 1 are as follows:

	<b>2023</b>	<b>2022</b>
Inflation	Same	2.00%
Discount Rate	6.35%	6.15%
Expected Rate of Return of Plan Assets	6.35%	6.15%
Salary Escalation	Same	Basic increase of 2.50% per annum + promotional scale
Pre-Retirement Indexation	2.48% per annum for 2023, 2.50% per annum for 19 years, 0% thereafter	7.15% per annum for 2022, 2.50% per annum for 22 years, 0% thereafter
Post-Retirement Indexation (includes deferred pensioners)	3.74% per annum for 2023, 2.00% per annum for 11 years, 0% thereafter	0.61% per annum for 2022, 2.00% per annum for 15 years, 0% thereafter
Mortality	Same	CPM2014Publ with future improvements based on CPM Scale B and adjustments of 1.10 for males and 0.95 for females
Termination	Same	Tenure - based scale
Retirement Age	Same	Service and age - based scale
Proportion Married	Same	Males: 80% / Females: 75%
Age Difference for Spouses	Same	Males 2 years older than female spouses

**b) Sensitivity of Changes in Major Assumptions**

The Plan's future experience may differ from the assumptions used in the actuarial valuation. Any differences between the actuarial assumptions and future experience could be significant and will emerge as experience gains or losses in future valuations which will affect the financial position of the Plan.

**PRINCE EDWARD ISLAND  
PUBLIC SECTOR PENSION PLAN**

Notes to Financial Statements  
March 31, 2023

**5. Notes Receivable**

Prior to plan amendments in 2014, the Province was committed to make payments if the assets of the Plan were insufficient to provide for pension payments as they became due. In addition, a funding policy existed which required the Province to make special contributions when the Plan's funded level declined below 90 percent.

Special contributions made under this funding policy were as follows:

As a result of an unfunded liability at April 1, 2011, the Province of Prince Edward Island made a special contribution through the signing of a \$150,761,400 promissory note. The note, issued December 11, 2012, is held by the Plan and is receivable in ten equal annual instalments of \$15,076,140 beginning April 1, 2013. Interest on the note is accrued from April 1, 2012, at a rate of 2.9 percent per annum, and is receivable semi-annually on April 1 and October 1.

The following is a schedule of principal and interest payments as disclosed in the promissory note:

<u>Date of Payment</u>	<u>Principal Payments</u>		<u>Interest Payments</u>	
	<u>Principal Payment</u>	<u>April 1</u>	<u>October 1</u>	
	\$	\$	\$	
April 1, 2012	-	-	2,186,041	
April 1, 2013	15,076,140	2,186,041	1,967,436	
April 1, 2014	15,076,140	1,967,436	1,748,832	
April 1, 2015	15,076,140	1,748,832	1,530,228	
April 1, 2016	15,076,140	1,530,228	1,311,624	
April 1, 2017	15,076,140	1,311,624	1,093,020	
April 1, 2018	15,076,140	1,093,020	874,416	
April 1, 2019	15,076,140	874,416	655,812	
April 1, 2020	15,076,140	655,812	437,208	
April 1, 2021	15,076,140	437,208	218,604	
April 1, 2022	<u>15,076,140</u>	<u>218,604</u>	-	
	<u>150,761,400</u>	<u>12,023,221</u>	<u>12,023,221</u>	

As part of the plan amendments in 2014, the Province's requirement to make payments if the assets of the Plan were insufficient to provide for pension payments as they became due was removed. The funding policy was rescinded and was replaced by the following government guarantee:

- Effective April 1, 2016, if the funded benefits ratio of the Plan falls below 100 percent (of base benefits) and, after reflecting the future contributions as described in Note 1(b), the Plan is still not projected to achieve a funded benefits ratio of at least 100 percent within five years, the Province is required to make an additional contribution within six months equal to one fifth of the additional amount required to restore the funded benefits ratio to 100 percent within five years. This is reviewed on an annual basis and the contribution amount will be subject to change each year.

**PRINCE EDWARD ISLAND  
PUBLIC SECTOR PENSION PLAN**

Notes to Financial Statements  
March 31, 2023

**5. Notes Receivable (continued...)**

In addition, the Province committed to make a one-time transitional contribution (transitional government funding amount) to the Plan on or before December 31, 2014 such that, if that contribution had been made on January 1, 2014, the total assets of the Plan would have equalled:

1. 122 percent of the total liabilities of the Plan, excluding the liabilities for salary indexing and pension indexing for any year after 2013; plus
2. 100 percent of the liabilities for salary indexing and pension indexing for 2014, 2015 and 2016.

The transitional government funding amount was contributed to the Plan by the Province of Prince Edward Island through the signing of a \$231,530,000 promissory note. The note, issued December 29, 2014, is held by the Plan and is receivable in seven equal annual instalments of \$33,075,714 beginning January 1, 2023. Interest on the note is accrued from January 1, 2014, at a rate of 4.14 percent per annum and is receivable semi-annually on January 1 and July 1.

The following is a schedule of principal and interest payments as disclosed in the promissory note:

<u>Date of Payment</u>	<u>Principal Payments</u>	<u>Interest Payments</u>	
	<u>Principal Payment</u> \$	<u>January 1</u> \$	<u>July 1</u> \$
January 1, 2014	-	-	4,792,671
January 1, 2015	-	4,792,671	4,792,671
January 1, 2016	-	4,792,671	4,792,671
January 1, 2017	-	4,792,671	4,792,671
January 1, 2018	-	4,792,671	4,792,671
January 1, 2019	-	4,792,671	4,792,671
January 1, 2020	-	4,792,671	4,792,671
January 1, 2021	-	4,792,671	4,792,671
January 1, 2022	-	4,792,671	4,792,671
January 1, 2023	33,075,714	4,792,671	4,108,004
January 1, 2024	33,075,714	4,108,004	3,423,336
January 1, 2025	33,075,714	3,423,336	2,738,669
January 1, 2026	33,075,714	2,738,669	2,054,002
January 1, 2027	33,075,714	2,054,002	1,369,335
January 1, 2028	33,075,714	1,369,335	684,667
January 1, 2029	<u>33,075,716</u>	<u>684,667</u>	-
	<u>231,530,000</u>	<u>57,512,052</u>	<u>57,512,052</u>

Subsection 5(5) of the *Public Sector Pension Plan Act* stipulates that none of the above promissory notes may be cancelled or recalled by the Province prior to maturity unless the Province contributes to the Plan assets equal to or greater than the value of the promissory notes on the date of cancellation or recall.



**PRINCE EDWARD ISLAND  
PUBLIC SECTOR PENSION PLAN**

Notes to Financial Statements  
March 31, 2023

**6. Benefits**

A breakdown of benefits by type is as follows:

	<u>2023</u>	<u>2022</u>
	\$	\$
Benefits paid to retired members	106,224,904	96,569,976
Benefits paid to survivors	7,985,612	7,310,276
Benefits paid to terminated members	3,986,148	2,278,688
Benefits paid to deceased members	143,271	289,141
	<u>118,339,935</u>	<u>106,448,081</u>

These benefits are presented in the Statement of Changes in Net Assets Available for Benefits as follows:

	<u>2023</u>	<u>2022</u>
	\$	\$
Benefits paid	114,210,516	103,880,252
Refunds	3,529,647	2,075,011
Transfers to other plans	599,772	492,818
	<u>118,339,935</u>	<u>106,448,081</u>

**7. Operating Expenses**

The Plan is charged with administrative and operating expenses. The following is a summary of these expenses.

	<u>2023</u>	<u>2022</u>
	\$	\$
Administrative expenses - pension section	1,296,279	1,058,814
- investment section	<u>158,100</u>	<u>154,310</u>
	1,454,379	1,213,124
Consulting fees*	306,920	187,600
Actuarial fees	18,934	18,934
Investment expenses		
Custodian	139,513	115,701
Monitoring	203,351	204,624
Management	9,842,500	10,251,748
Withholding tax	<u>1,253,484</u>	<u>1,169,967</u>
	<u>13,219,081</u>	<u>13,161,698</u>

\*Includes other actuarial services

# PRINCE EDWARD ISLAND PUBLIC SECTOR PENSION PLAN

Notes to Financial Statements

March 31, 2023

---

## 8. Related Party Transactions

The Province of Prince Edward Island is the sponsor of the Plan. At the financial statement date, the Province has committed to the funding requirements as defined by the funding policy (Note 5). As a participating employer, the Province contributes regular bi-weekly employee, employer and eligible prior period service contributions. Employee and employer contributions receivable from the Province as at March 31, 2023, totalled \$6,873,609 (2022 - \$6,147,128). Total contributions funded by the Province for the fiscal year ended at March 31, 2023, were \$42,912,335 (2022 - \$38,997,915).

The Province provides pension and investment administration services to the Plan. A portion of the Province's costs relating to these services is recovered annually from the Plan. Costs recovered for the pension section totalled \$1,145,670 (2022 - \$1,036,603) and recoveries related to the investment section totalled \$158,100 (2022 - \$154,310).

The total amount payable to the Province at March 31, 2023, was \$1,026,787 (2022 - \$978,363).

Total promissory note and interest receivable from the Province at March 31, 2023, was \$200,508,288 (2022 - \$249,221,080). Total interest income earned on the promissory notes receivable from the Province for fiscal year ended March 31, 2023, was \$9,243,009 (2022 - \$10,022,550).

## 9. Capital Management

The main objective of the Plan is to sustain a level of net assets in order to meet the pension obligations of the Plan. The Plan sponsor manages the contributions received and benefits paid as required by the *Public Sector Pension Plan Act*.

In an effort to utilize economies of scale, contributions for the Province's two registered pension plans are pooled and invested together in the Province's Master Trust. Each pension plan holds units of the Master Trust in proportion to the value of contributions made. The Province has developed a Statement of Investment Policies and Procedures (SIP&P) to provide the framework for how the Master Trust's assets are to be invested, monitored, and evaluated. Assets are managed by engaging knowledgeable, external investment managers who are charged with the responsibility of investing new and existing funds in accordance with the SIP&P. A Joint Investment Advisory Committee exists for the purpose of protecting the pension plan assets, monitoring asset mix, reviewing costs, reviewing investment returns, and assessing investment manager performance, as well as providing advice to the Minister of Finance who serves as Trustee for the Province's two registered pension plans.

# PRINCE EDWARD ISLAND PUBLIC SECTOR PENSION PLAN

Notes to Financial Statements  
March 31, 2023

---

## 10. Commitments

The Master Trust has entered into significant financial commitments as at March 31, 2023. The following table summarizes outstanding commitments at year-end, along with the funds invested as at the audit report date.

Fund Manager	Asset Class	Original Commitment (millions)	Invested as of the Audit Report Date (millions)
Baillie Gifford Private Companies Fund II L.P. <sup>(1)</sup>	Private Equity	\$70 US	\$19.3 US
Global Infrastructure Partners II <sup>(2)</sup>	Infrastructure	\$35 US	\$31.8 US
Global Infrastructure Partners III <sup>(2)</sup>	Infrastructure	\$75 US	\$66.9 US
Global Infrastructure Partners IV <sup>(2)</sup>	Infrastructure	\$60 US	\$42.7 US
Global Infrastructure Partners V <sup>(2)</sup>	Infrastructure	\$60 US	\$0.0 US

<sup>(1)</sup> Baillie Gifford is an independent fund manager that invests in high-growth, predominately late-stage private companies across sectors and around the globe.

<sup>(2)</sup> GIP is an independent infrastructure fund manager that invests in high quality infrastructure assets in the energy, transport, water, and waste sectors.

## 11. Impact of COVID-19

On March 11, 2020, the World Health Organization declared a global pandemic due to Coronavirus (COVID-19). The pandemic had significant impacts on the financial status of the Plan at year end. Global financial markets have experienced significant volatility, and given the extent of the crisis, it is difficult to estimate the future financial impact on the Plan at this time.

## 12. Comparative Figures

Certain prior period comparative figures have been restated to conform to the presentation format adopted in the current year.

